



## Club Notes



**General Meeting:** The next general meeting is on October 16<sup>th</sup> at 7:30 PM

**Oct. Refreshments:** Members with a last name starting with E-H please bring snacks.

**New Members:** Unless otherwise stated, General Meetings are on the third Tuesday of the month at the church at 7:30pm. You are invited and encouraged to attend! There is a silent auction and door prizes at every meeting.

**Next Board Meeting:**

Monday, Oct.8th, 7:00 p.m. at the shop is the next Board Meeting.



### In This Issue:

- ❖ Club Notes
- ❖ General Information
- ❖ Meeting Minutes
  - Board Meeting  
September 10th 2012
  - General Meeting  
September 18<sup>th</sup> 2012
- ❖ Rock Rumbles
- ❖ Announcements
- ❖ Show Schedules
- ❖ Field Trips
- ❖ Gem of the month
- ❖ Bench Tips by Brad Smith
- ❖ Kids Korner
- Shop Schedule
- ❖ Map To new General meeting place

**MGSCV Petrograph –October 2012**  
**Monthly Bulletin of the Mineral & Gem Society of Castro Valley, Inc.**

This publication is the bulletin of the Mineral and Gem Society of Castro Valley, Inc., a member of the California Federation of Mineralogical Societies, Inc., the American Federation of Mineralogical Societies and the North Bay Field Trip Association.

### **Bulletin Submission Policy**

Submission deadline is the second Friday following the *General Meeting* (normally the second Wednesday of the month.) Anonymous contributions will not be considered for publication in the *Petrograph*; however, if requested at the time of submission, the contributor's name can be withheld. Members are encouraged to submit articles that may be of interest to the general membership. The bulletin editor reserves the right to edit any submitted articles or omit any submission from publication. Source must be cited for material quoted from other authors. Permission to reprint *Petrograph* articles is hereby granted provided properly cited.

### **2012 MGSCV Officers**

#### Elected

President - Ron Miller	<a href="mailto:President@mgscv.org">President@mgscv.org</a>	
Vice President - Jim Ewing	<a href="mailto:VP@mgscv.org">VP@mgscv.org</a>	
Secretary - Sheryl Cooper	<a href="mailto:Secretary@mgscv.org">Secretary@mgscv.org</a>	(510) 589-8858
Treasurer - Betty Milam	<a href="mailto:Treasurer@mgscv.org">Treasurer@mgscv.org</a>	
1 <sup>st</sup> Year Director - Mike McBride	<a href="mailto:Director1@mgscv.org">Director1@mgscv.org</a>	
2 <sup>nd</sup> Year Director - Norm Hodgson	<a href="mailto:Director2@mgscv.org">Director2@mgscv.org</a>	
3 <sup>rd</sup> Year Director - Mary Jane Holmes	<a href="mailto:Director3@mgscv.org">Director3@mgscv.org</a>	
Federation Director - Ron Hasemeyer	<a href="mailto:Federation@mgscv.org">Federation@mgscv.org</a>	
Shop Manager - Beth Farmer	<a href="mailto:ShopManager@mgscv.org">ShopManager@mgscv.org</a>	
2012 Show Chairman - Cathy Miller	<a href="mailto&gt;ShowChair@mgscv.org">ShowChair@mgscv.org</a>	
Membership - Tony Cooper	<a href="mailto:membership@mgscv.org">membership@mgscv.org</a>	510-589-5292
Editor - Diana Cohoon	<a href="mailto:Editor@mgscv.org">Editor@mgscv.org</a>	
Past President - Bonnie Andrade	<a href="mailto:pastpresident@mgscv.org">pastpresident@mgscv.org</a>	

#### Appointed

Scholarship Chair - Mary Howell  
Librarian - Mary Howell  
Historian - Jamie McDonald  
Purchasing Agent - Beth Farmer  
Education Coordinator - Shirley Buschke  
Field Trip Coordinator - Ron Hasemeyer  
Parliamentarian - Doc Buschke  
Reception/Hostess - Ann Vargas/Dan Gilson  
Sunshine Reporter - All members  
Door Prizes - Bonnie Andrade  
Web Master - Tony Cooper

[webmaster@MGSCV.org](mailto:webmaster@MGSCV.org)



**Publication Staff**



◇Contributors: Shirley Buschke, Jodi Minshall, Betty Milam, Sheryl Cooper, Mary Howell, Mike McBride

## Meeting Minutes

### BOARD MEETING -.Sept10th, 2012 Submitted by Sheryl Cooper

In attendance were **Cathy Miller, Mike McBride, Bonnie Andrade, Diana Cohoon, Betty Milam, and Sheryl Cooper.**

The meeting was called to order at 7:10 pm, but we did not have a quorum.

**Betty Milam** went to a PG&E presentation telling us about the rate change to time of use starting in November. The peak time will generally be while the shop is closed in the middle of the day. But there will be 9 high use days throughout the year where the cost will be the highest. We will get a one day warning from PG&E. The prediction is the cost will go up some, but to opt out will cost us \$10 per month.

**Mike Cox** has agreed to look into the cost of upgrading the lights at the shop to reduce our electric bill.

**Cathy Miller, Betty Milam and Sheryl Cooper** will meet with the Pavilion Board on September 17th regarding the electrical issues for the upcoming show.

**Bonnie Andrade** will begin working on the sign-up sheets for the show and **Diana Cohoon** is checking into borrowing a geode cutter for the show.

The current membership count is 172.

We decided to send our Petrograph to the other clubs and societies in CA and NV.

The next Board meeting will be October 8th.

Meeting adjourned at 8:05 pm.

### GENERAL MEETING Sept.18<sup>th</sup>, 2012 Submitted by Sheryl Cooper

**Ron Miller** called the meeting to order at 7:35 pm. There were 26 members present.

**Minutes:** **Betty Milam** moved to accept the June minutes as printed in the July Petrograph. **Norm Hodgson** seconded the motion and it carried unanimously.

**Program:** The **Arkenstone Mineral Gallery** Grand Opening in Dallas, TX

This DVD is the keynote speaker from the banquet telling us how the idea got started. He talks about all of the people involved in making this happen and shows pictures of the exquisite minerals from several collections that are on display. They wanted to represent the major mineral locations throughout the United States. They started with 180 localities and ended up with just 50. They published a book *American Mineral Treasures* that talks more about the process and the different locations.

**Shop:** **Beth Farmer** has been traveling and went to see a club's shop in Western Australia. See her article about what she saw.

The shop is now open Wednesday nights from 5:30 -8:00 pm.

**Show:** We meet with the Pavilion concerning the electrical. Their electrician also attended the meeting and he understands what the building inspector wants done. They will work on writing up an estimate and

MGSCV Petrograph -October 2012  
Monthly Bulletin of the Mineral & Gem Society of Castro Valley, Inc.

hope to have the job done by the end of the year.

We need people to head up the spinning wheel, snack bar and geode cracker.

**Editor:** Keep sending in your articles.

**Library:** **Mary Howell** is going through and evaluating 30 boxes of books donated to the society from the **Les DeGroff** estate. Some of them are really old books and others are not related to our society. As she goes through them some will be placed in our library and others will get priced to be sold.

Someone else donated books that have been added to the library. How to Make Glass Beads and Amulets and Talisman

**Membership:** We have 172 current members.

**Juniors:** No juniors right now.

**Field Trips:** Don't forget to look in the binder at the shop and your Petrograph for upcoming events and trips.

**Education:** Diana Cohoon says the silver smithing class with **Lee Chavez** did some great bracelets. There will be another class in October. It is filling up fast.

**Announcements:** Charles Minshall passed away. Everyone who attended the memorial said they learned something new about Charles. Did you know he raced motorcycles and stock cars?

Sally has agreed to print our flyers for the show next year. If anyone is attending another show before ours, ask Sally for some flyers to take with you.

**Drawings:** The name pulled for the \$100 member drawing was **Beverly Ewing** but she was not present to collect.

Attending Member Tickets - **Katrina Ordonez, John Gullak, Arland Stokes, Diana Cohoon, Mike McBride, Norm Hodgson, George Kozakura, Cathy Miller, Stephen Caudill-Merida, Mark Montgomery, Angelo Monterrosa, Rex Law, Mary Howell, Beth Farmer, Christopher Monterrosa and Michael Monterrosa.**

The meeting adjourned at 8:30pm



### ROCK RUMBLES Oct. 2012

By **Diana Cohoon**

The shop is getting back to normal routines and **Doc Buschke** has finished his Turquoise tree for our Christmas party. **Beth Farmer** our shop supervisor is back from Australia, and it sounds like she had a wonderful time. They also visited Bali which was beautiful. **Kathy**(Ed Rigor's daughter), fixed up our auction case, and it looks great. **Terry and Janice Goesch** have just gotten back from a Cruise in Alaska, and are going to San Diego to a Giants game. He said that his hand is doing better since he broke his wrist. (ouch!) He

plans to be back at the shop soon. We had another new member begin on Monday Night, her name is **Tatiana**. Another visitor on Monday night was **Michelle Benette**. Her daughter **Elizabeth** wrote an article for this month's kids corner. She and Her family bought a house and is doing all of the remodeling themselves, she said that between work and the house she hasn't had much time to do anything else. **Elizabeth** and **Michelle** are going to start coming in on Saturdays again, we look forward to seeing them soon. They also have done the spinning wheel for our shows.

### ANNOUNCEMENTS

The show committee held its first meeting to discuss the 2013 Gem and Mineral show to be held March 1, 2 & 3, 2013. Some changes discussed: possibly finding a new location at the Newark Pavilion complex for the Sunday afternoon Auction. Up until now, volunteers dismantle the Demonstration tables at noon on Sunday to set up the chairs for the Auction. It would be better to have the demonstrators for all three days of the show. The solution would be to find a new location to hold the Auction. The committee is looking for suggestions. Food trucks will be in the parking lot at the show on Saturday and Sunday from 11am to 3pm. These food trucks specialize in a variety of foods from ethnic to seafood from pizza to desserts. For Friday the committee is looking for a Hot Dog wagon to come in. The club will still sell bottled water, coffee and nibbles at the Snack Bar. Many Publicity ideas were

presented. Our Publicity Director intends to blanket the Bay Area with newspaper and magazine ads and articles, signs, posters, flyers, and word of mouth (with the help of our members). Besides the Spinning Wheel for the young folks, the committee members are looking into the idea of cracking geodes and holding a Treasure Hunt. Our next show meeting is Thursday October 4<sup>th</sup> at 7pm at the shop upstairs. We would like to hear from anyone with ideas for the show.

The annual show is the club's main source of income for the following 12 months. All members will be asked to volunteer during this 3 day event. Help is also needed during the week to set up the show and to take down the show on Sunday evening. DO NOT shy away from this responsibility. This is a big event for a small membership.

**"Volunteers Needed"** Our show committee is looking for people who will volunteer to fill several chairperson positions on each committee. These position help organize and oversee different areas during our annual show. The following chairperson positions are currently vacant: 1) **FOODSERVICE** - This person will help organize the new, limited-hours snack-bar operation and cashier. This person will also help arrange for food truck vendors for the show. (It has already been done for the 2013 show) 2) **SPINNING WHEEL** - This is a lot of fun with kids and a revenue source for us. 3) **GEODE CUTTER** - This will be a new event for us during the show so this person will help organize our rookie year. 4) **LOADMASTER** - This person's job for the

show will be to come in Sunday at closing, fresh, and help organize the packing of our large storage container. 5) **ELECTRICAL** - This person will help organize the electrical set-up and take-down for the show. This is all plug-in work, no wiring, etc. If you would like to volunteer for one of these positions please contact: **Mike McBride, E-Mail - mikemacmcbride@comcast.net** or you can leave a message on our shop phone, (510) 887-9007. Thank you. Mike

As of October 5<sup>th</sup> the shop will be open on Friday from 9-3pm. The faceting room will be open for those who are experienced, beginners will still have to do their class with John Gullak on Sat. mornings, and the shop will be open for cabs. Beginning cabs can also be scheduled for Sat. for those who cannot come on Monday eves. This must be done by contacting **Jim Ewing** in advance to make sure there are no juniors coming in on Saturday.

**Items for Sale** **Frank Zamora of San Jose, CA** is selling off his extensive collection of Lapidary and goldsmith tools. His collection is too large to publish here, but includes wax carving, investment casting, jewelry making, and goldsmith tools, findings, materials, etc. For a complete list, please contact Frank at Email <f\_zamora\_mh@yahoo.com>. Items are located in east Morgan Hill, CA. or call 801-699-6774.

**Shirley Buschke** is looking for someone to take over going to schools and showing students specimens, and talking to them about minerals and gems. If you are

interested, please contact her [essjayb@aol.com](mailto:essjayb@aol.com)

## SHOW SCHEDULES

### High Desert Rockhounds of Moronga Valley

Joshua Tree Sportsman's club

October 3-8, 9-7 daily

6225 Sunburst St.

Wayne Hamilton 760-366-2916

[Waylin2000@msn.com](mailto:Waylin2000@msn.com)

### Fallbrook Gem & Mineral Society

Fallbrook Oct. 7<sup>th</sup>, 10-4 daily

123 W. Alvarado St.

Vanessa Jones 760-728-1130

[www.fgms.org](http://www.fgms.org)

### Nevada County Gem & Mineral society

Grass Valley, Ca

October 13<sup>th</sup> & 14<sup>th</sup> 10-5 daily

Nevada County Fairgrounds (main bldg.)

11228 McCourtney Rd.

Kim Moore 530-470-0388

[webmaster@ncgms.org](mailto:webmaster@ncgms.org)

### Shasta Gem & Mineral Society

Anderson, Ca. October 20 & 21<sup>st</sup>, Sat. 9-5, Sun. 10-4 Shasta County Fairgrounds

Sara Fenske

[sarafenske@yahoo.com](mailto:sarafenske@yahoo.com)

### Peninsula Gem & Mineral Society

Los Altos, Ca

MGSCV Petrograph -October 2012  
Monthly Bulletin of the Mineral & Gem Society of Castro Valley, Inc.

Oct. 20 & 21<sup>st</sup> Sat. 10-5, Sun. 11-4

Los Altos Youth Center

One San Antonio Rd.

Steve Jobe 408-834-5384

[stevejobe@sbcglobal.net](mailto:stevejobe@sbcglobal.net)

**El Dorado County Gem and Mineral Society**

Placerville, Ca

Oct. 20<sup>th</sup> & 21<sup>st</sup>, 10-5pm daily

El Dorado County Fairgrounds

100 Placerville Dr.

Arlene Williams 530-676-2472

[info@rockandgemshow.org](mailto:info@rockandgemshow.org)

**Humboldt Gem and Mineral society**

Eureka Ca,

Nov. 2<sup>nd</sup>.-4<sup>th</sup> Fri. 9-6, Sat. & Sun 10-5pm

Redwood Acres Fairgrounds

3750 Harris St.

Tony Tyson 707-502-9574

[Blulis911@msn.com](mailto:Blulis911@msn.com)

**Contra Costa Mineral & Gem Society**

Concord, Ca

Nov. 3<sup>rd</sup>. & 4<sup>th</sup> 10-5pm daily

5294 Clayton Rd. (near Ygnacio Valley Rd.)

Harry Nichandros 925-289-0454

[Show-cf@ccmgs.org](mailto:Show-cf@ccmgs.org)

**Field Trips**

**Royston Turquoise fee dig,**

Tonopah, Nev.

Oct.13<sup>th</sup> & 14<sup>th</sup>

Duncan Penman, Sequoia G&MS 408-203-6056 or [dwpmail2@yahoo.com](mailto:dwpmail2@yahoo.com)

Full description is posted at the shop on the bulletin board.

**Searles Lake Gem & Mineral Society**

Trona, Ca near Ridgecrest

Oct. 13<sup>th</sup> & 14<sup>th</sup>, Sat. 7:30-5pm, Sun. 7:30-4pm

Mary Hicks 925-779-0698

[maryhicks@comcast.com](mailto:maryhicks@comcast.com)



**GEM OF THE MONTH**

**By Diana Cohoon & the Minshall Family  
Along The Way**

**By Charlie Minshall, © 1992**

There are some things I'd like to confide,  
Things I remember from our downhill slide.

There was mumblety-peg and kick the can,  
Domino cigarettes and Twenty Grand.

The candy counter in the corner store,  
Lucky Strike green has gone to war.

Smitty's muffler's throbbing roar, and  
tickets that said "They'll Roar no more".

"A" windshield stickers, gas rationing books, and meatless days for frustrated cooks.

The glorious days at Fremont school, those were the days we thought we were cool.

A yellow drape coat on a guy named Fred, and Casper hot dogs from a little green shed.

Fenton's caramel sundaes at their fountain cave. They were delicious, who could but rave.

Necking in the balcony on the Fairfax show, we were glad it was dark so no one would know.

The great sounds of June Christy, Anita O'Day, unique Peggy Lee, and Ella Mae.

Benny Goodman, Basie, and Will Bradley's band, James, Dorsey, and Miller, the best in the land.

Who could forget the music we heard, from Freddy Slack, Kenton, and Herman's herd.

The jitterbug dancing to swing bands on stage, when dancing to swing was a popular rage.

World War Two, Korea, and Vietnam, and just recently the madman Saddam.

The "Berlin Airlift", the "Berlin Wall", the "Iron Curtain", and Russia's fall.

We passed them all on our downhill slide. A gold medal performance, a hell of a ride.

Charlie Minshall passed away on Labor Day at the age of 85 (that is two weeks shy of the 85th birthday he was trying so hard to reach, so we'll give it to him). He was well known for his talents in metal sculpting, as well as his talents in the lapidary arts. He

was also a sketch artist, and a poet. Of all of these activities writing poetry and sharing it with others brought him the greatest joy, but he also really enjoyed shooting the breeze on Saturdays with his "rock club" buddies. He always said the people in the club felt like family to him, and we believe that he would want to say thanks for all of the great times if he were here to say it to you for himself. Thank you to all of you who sent us your condolences. We are comforted by your kind thoughts.

Warm Regards,

The Minshall Family

### **BRAD SMITH BENCH TIPS**

#### **LITTLE BALLS**

I often use little balls, silver and gold, as accent pieces on my designs. They can be made as needed from pieces of scrap. Just put the scrap on a solder pad and melt it with a torch. Then throw the balls into a small cup of pickle.

The only problem is if you need to make all the balls the same size, for that you need the same amount of metal to melt each time, and the only way I know to do that is to clip equal lengths of wire but there's an easier way to get a supply of well-formed balls. Simply pick them out of your stash of casting grain. Before you grab for your magnifying glass and tweezers, you may want to do what I do, just pour the casting grain out onto a baking pan, tilt the pan a bit and watch all the round ones roll to the bottom. Then pick out the good ones and pour the rest back into your bag for casting.



## SHAPING A BENCH PIN

What does your bench pin look like? New ones need some modification

To best support the work you do. My feeling is that a bench pin that's not drilled with holes, marked with gouges, or sawed at odd angles is just not working for you.

Take a look at this short video from the GIA (via BenchTubes at Ganoksin.com) that shows some changes to a standard bench pin that makes it efficient for stone setting. It may give you some ideas about changes you could make to your own pin that would let you do your work faster and avoid mistakes that waste time and effort.

<http://www.ganoksin.com/benchtube/video/774/Ergonomics-for-Bench-Pin-Modifications>

## RAISING A CABOCHON

When a cabochon sits too low in a bezel, the bezel hides a lot of the stone. Solution is to either sand down the bezel height or boost up the stone. Question is what do you use to elevate your cab?

I was taught to use fine sawdust but now think that there's a better solution, especially for use in rings. I reason that rings will frequently get wet, which would cause the sawdust to swell in size and push the stone against the bezel. Then when the sawdust dries out, the stone would be a little loose. In any case, I now prefer pieces of plastic sheet to boost up my stones. Pieces are readily available from product packaging or from old credit cards. I just

cut a piece to loosely fit the bezel and drop in the stone (with some dental floss) to check its height.

## TIP FOR A TRANSPARENT CAB

When bezel setting a transparent cabochon in silver, I worry that the silver will tarnish under the stone and will destroy the brilliance of its color & pattern. So I take one extra step before setting the stone. I place a piece of thin silver Mylar plastic under the stone to act as a mirror that will never tarnish. This Mylar is readily available in craft and gift wrap stores, or in a pinch from a party balloon supplier. You may want to experiment with using colored or patterned Mylar (i.e. diffraction pattern) under some stones.

**More BenchTips by Brad Smith can be found at: [facebook.com/BenchTips](https://www.facebook.com/BenchTips) [orkgroups.yahoo.com/group/BenchTips/](https://www.orkgroups.yahoo.com/group/BenchTips/)**

## KIDS KORNER

### Lost Wax by Elizabeth Bennette

When I was first introduced to lost wax, I was overwhelmed, because the process was so foreign, and the pieces that other members had made were quite good. "For starters, how am I even supposed to make this?" I would think to myself. "I know I have to use wax to make my first mold... I think? ...And then what do I do?" And not only did the process baffle me, but when I looked at the different pieces that the more experienced members made, I thought I would never be able to make something that detailed. Some of the pieces they made blew my mind. The amount

of precision used to create something as intricate as a leaf, or an animal that was only about an inch wide was incredible, and I knew that creating something like that would take years of experience. So when I started with my first piece, I was nervous. I thought I wouldn't be able to make a presentable piece because the process was too confusing, and that whatever I would do would not look good because of my lack of knowledge and experience. But when Diana, my instructor, walked me through the process, it was easy to forget my worries. I was able to make my pendant, the first piece that I decided to make, one step at a time. She walked me through the first few steps slowly, so I could understand what to do, and how to do it. After a while, it seemed so much easier to me, and a lot less complicated. Processes like grinding down bumps on my pendant or getting the final, perfect polish wasn't as menacing as I'd originally thought, because I knew exactly which tools to use and how to use them. As I put more effort into my piece, I became more aware of how much I enjoyed the process and how it came easier to me than I thought it would. And the entire time, I was getting great support from the other members. They'd give me tips, like what type of materials to buy that would help me be more proficient, or what angle to hold my grinder, and cheer me on. I got really comfortable with both the people and the process. With the tips and words of encouragement I received, I knew that even though lost wax seemed hard at first, it really wasn't if you have the right type of support. Whether it's your teachers or your

peers, friendly advice can really make you feel more confident about what you do, and who you are. I realized that my fear of being judged based on my work was ridiculous because when I'm at the Mineral and Gem Society, I feel as if I'm a part of a family, and that everyone is only here to help you be your best.

### **Bet You Didn't Know.....by Mary LaVigne, RockRattler**


1....that coral reefs are the largest structures ever built on planet Earth by any animal, including man.



2....that a pearl has a life expectancy of only 100 years, or 150 at the most.



3....that one ounce of gold can be beaten or flattened into a sheet of 100 square feet, or drawn into a wire almost a mile long, or made into a foil that is less than five millionths of an inch thick and virtually transparent.



4....that your turquoise ring could change its color if you wash your hands without

removing it and even become smelly if you immerse it in dishwater or oily liquid.



5....that two flints or a flint and steel will strike a spark that can be used to start a fire, but also that two quartz stones will serve the same purpose.



6....that some gem materials come from strange sources. One is grown on trees (amber--formally tree sap).




7. Some start as an irritant inside the shell of a mollusk (pearls) or

One begins as an "apartment complex" for a colony of sea creatures (coral). One comes from volcanoes and is the product of stone so hot that it melts (obsidian). One is even thought to be formed of rock which has melted after being hit by a meteorite falling from outer space.

8....that what determines the hardness graduation in lead pencils, which, by the way, range from 9H (hard) to 9B (extra soft) is achieved through the addition of varying amounts of clay to the graphite. Graphite is the "lead" in lead pencils.



9....that when held in your hand up to your ear, Sulphur sizzles and pops. This is caused by cracking inside due to the expansion caused by the heat of the hand.



10. ... that the polishing agent known as "jeweler's rouge" is made of powdered hematite.



That's all for the Kids Korner this month. I hope you have enjoyed the articles.



**MGSCV Petrograph -October 2012**  
**Monthly Bulletin of the Mineral & Gem Society of Castro Valley, Inc.**

MGSCV Petrograph -October 2012  
Monthly Bulletin of the Mineral & Gem Society of Castro Valley, Inc.

**Shop Schedule (All shop sessions members only)**

- Monday** 10AM to 1PM, Lapidary  
6PM to 9PM, Beginners only in lapidary
- Tuesday** 9:30AM to 12:30PM, need daytime supervisor  
6PM to 9:00 PM, Lapidary,
- Wednesday** 9AM to 12:00PM, Lapidary  
Library open 10AM to noon.  
5:30 - 8:00 PM Lapidary
- Thursday** 10:00AM to 1:00 PM, Lapidary  
7PM to 9 PM, Lapidary
- Friday** 9-1 PM Lapidary, Faceting (experienced only)
- Saturday** 9AM to 3PM, Faceting Class 9-12, Juniors,  
w/supervisor's approval, lapidary  
Library open 10AM to noon.
- Sunday** 9:30AM to 12:30PM, Lapidary

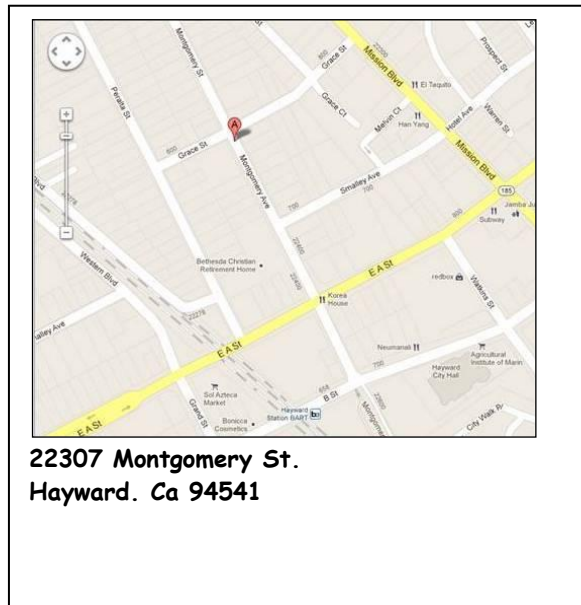
**MAPS**



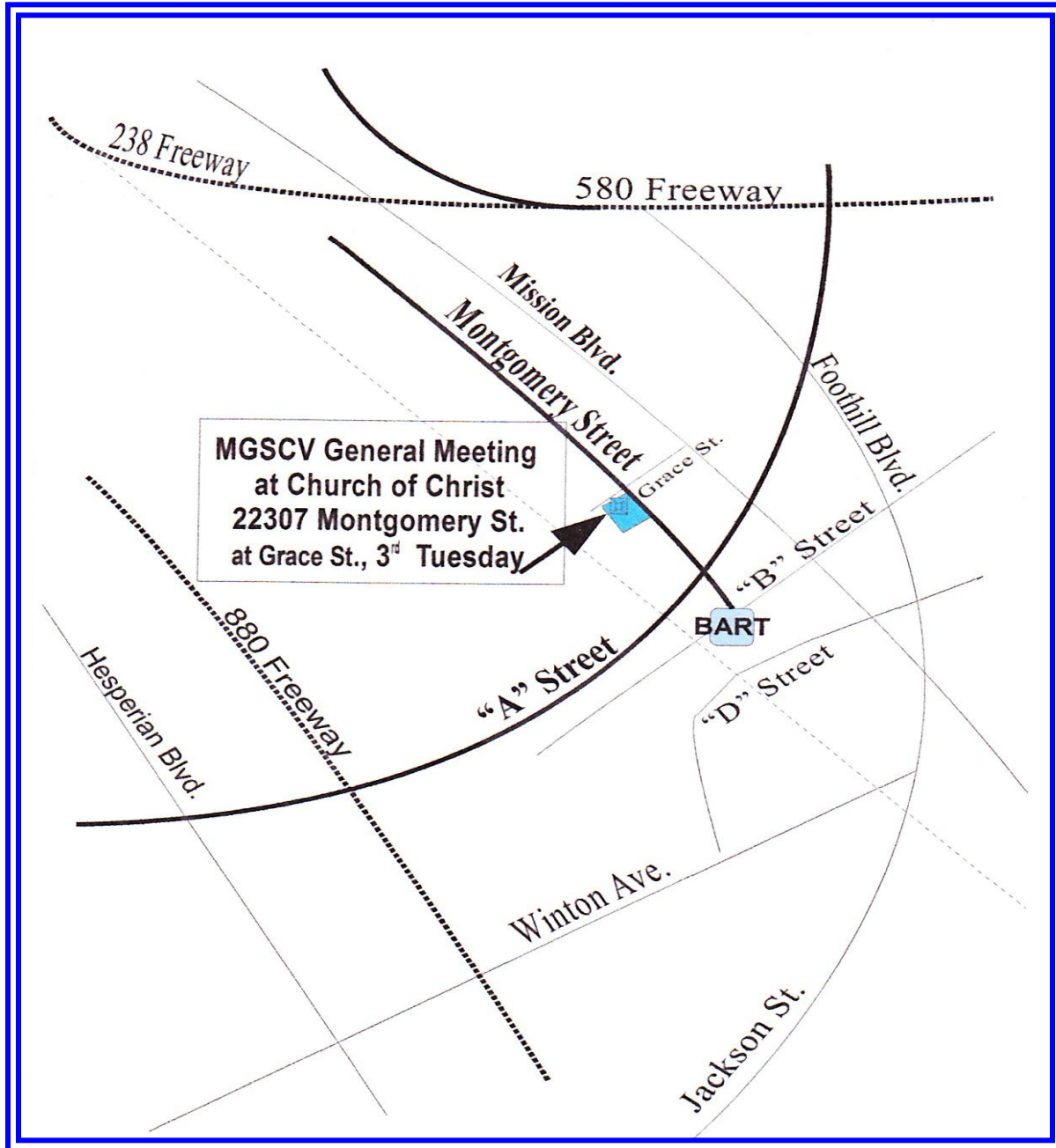
**SHOP NOTICES:**

There are only a few people who are authorized to invest in the casting room. If You are interested in learning how to invest, Contact **Jim Ewing**, or **Diana Cohoon**

Website: [www.mgscv.org](http://www.mgscv.org)  
Email us at [info@mgscv.org](mailto:info@mgscv.org)



MGSCV Petrograph -October 2012  
Monthly Bulletin of the Mineral & Gem Society of Castro Valley, Inc.



**From I 580: Take the A Street exit and go west, turn right on Montgomery Street and go to 22307 Montgomery Street.**

**From I 880: Take the A Street exit and go East. Turn left on Montgomery Street and go to 22307 Montgomery.**

**From Jackson Street: Go north on Mission Boulevard, turn left onto A Street, then right on Montgomery Street and go to 22307 Montgomery Street.**